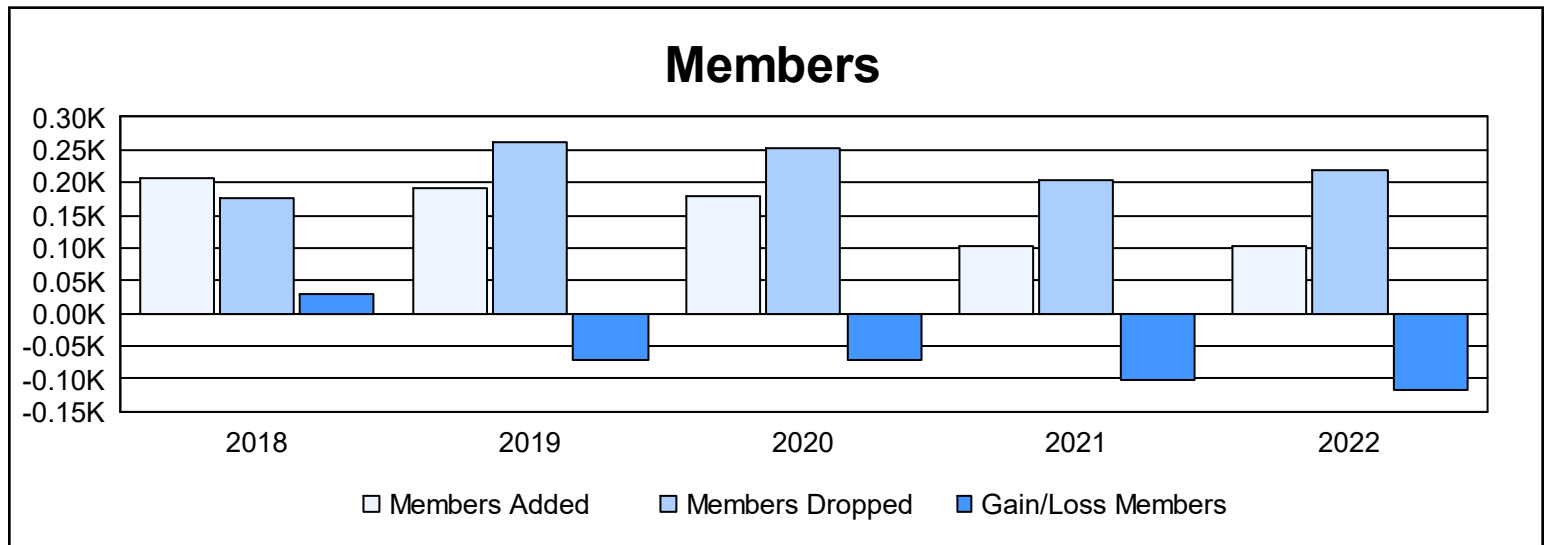
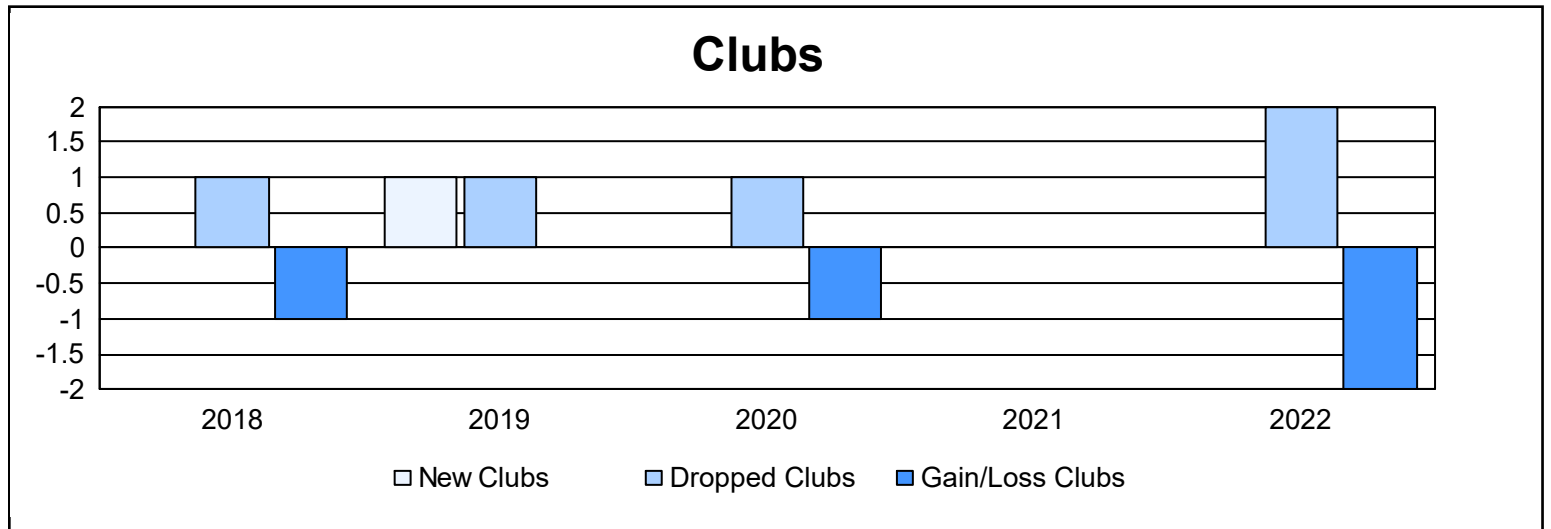
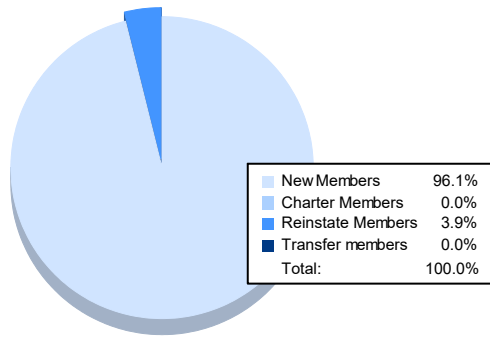


| Year | New Clubs | Dropped Clubs | Gain/ Loss Clubs | New Members | Charter Members | Reinstate Members | Transfer Members | Total Member Added | Total Members Dropped | Gain/ Loss Members |
|----------------|-----------|---------------|------------------|-------------|-----------------|-------------------|------------------|--------------------|-----------------------|--------------------|
| 2017-2018 | 0 | 1 | -1 | 201 | 0 | 7 | 0 | 208 | 177 | 31 |
| 2018-2019 | 1 | 1 | 0 | 166 | 21 | 3 | 0 | 190 | 261 | -71 |
| 2019-2020 | 0 | 1 | -1 | 170 | 0 | 4 | 6 | 180 | 251 | -71 |
| 2020-2021 | 0 | 0 | 0 | 94 | 1 | 3 | 5 | 103 | 204 | -101 |
| 2021-2022 | 0 | 2 | -2 | 98 | 0 | 4 | 0 | 102 | 219 | -117 |
| Average | 0 | 1 | -1 | 146 | 4 | 4 | 2 | 157 | 222 | -66 |



Membership Composition June 2022 Cumulative



Gender Composition June 2022 Cumulative

